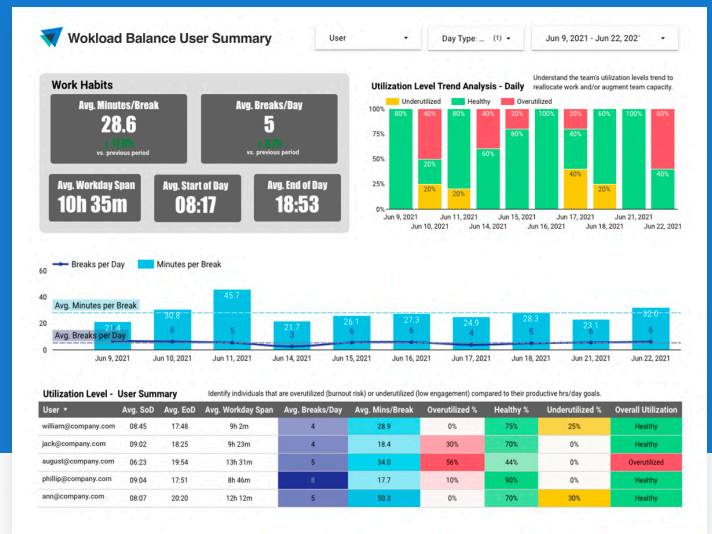
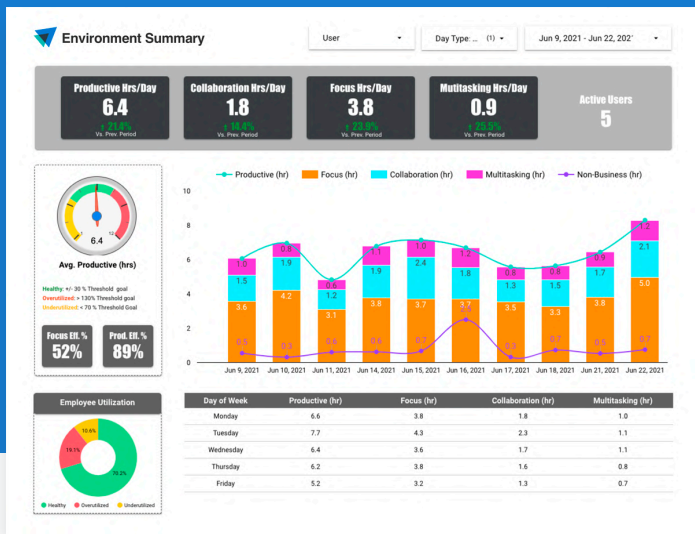


Easily Integrate Workforce Productivity Data with BI Data Visualization & Analytics Tools



ActivConnect is a **set of API connectors and tools** to enable access to your ActivTrak data in hundreds of external applications. It lets you write custom queries, export your data to BI and analytics tools, and integrate other business data for additional insight. Available as an add-on for Advanced or Premium plans, you can view:

Advanced

- ✔ **Activity details** – total, productive, unproductive work time
- ✔ **Group information** – team productivity, average work hours, top performers
- ✔ **BI starter templates** for Power BI / MS Teams, Tableau, Google Data Studio

Premium

- ✔ **Activity details** – total, productive, unproductive work time
- ✔ **Group information** – team productivity, average work hours, top performers
- ✔ **Premium Insights** – focus levels, collaboration time, multitasking, break analysis
- ✔ **Benchmarks** – team performance trends, top quartile performers
- ✔ **Team Goals** – over and under-utilized team members based on goals you set
- ✔ **BI starter templates** with even richer dashboards, providing turn-key reports

Direct Data Access

ActivConnect is built on Google BigQuery to provide scale, security, and performance with a SQL-based query interface.

API Infrastructure

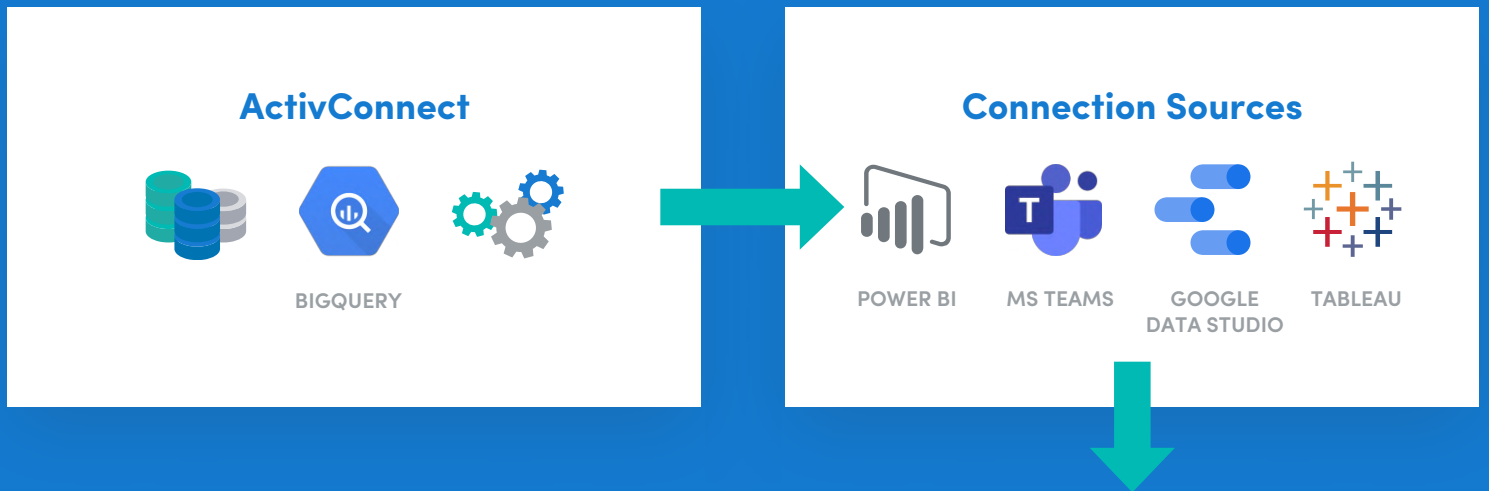
Export activity to your data warehouse, BI visualization app, reporting platform, or development infrastructure.

Starter Templates

Start with our pre-built templates to visualize your favorite ActivTrak reports and customize with your own views or data.

How does ActivConnect work?

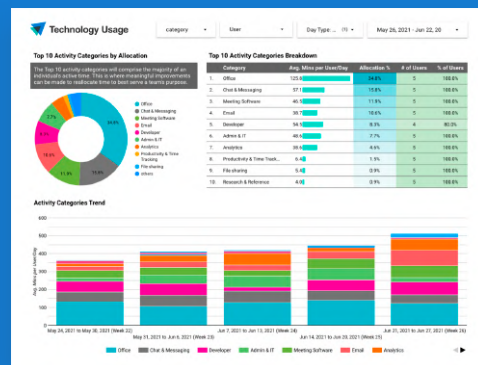
ActivConnect is built on Google BigQuery, loaded with your ActivTrak activity and productivity data. You receive a BigQuery account and sandbox for custom queries. You can also connect via Google secure APIs to hundreds of external applications. We provide out-of-the-box BI starter templates for the top Business Intelligence platforms for a turn-key reporting solution.



Pre-Built Starter Templates



Personal Insights



Technology Usage



Work Efficiency

What is Included





- ✓ A private cloud-based database with SQL interface
- ✓ Google Cloud security and scalability
- ✓ Automatic data refresh every 12 hours
- ✓ SQL data exports to systems like Salesforce, Zendesk, Jira, Splunk, Zapier, & Monday.com
- ✓ Pre-built starter templates for Power BI / MS Teams, Tableau, & Google Data Studio that can be customized

Benefits

- ✓ Gain deeper insights on productivity and focus
- ✓ Slice and dice your activity data to identify patterns and analyze trends
- ✓ Personalize reports for your specific needs
- ✓ Integrate your other business data for additional insight (e.g. CRM, EPM, SIEM, etc.)
- ✓ Publish dashboards to executives, managers, or employees

Pre-Built analysis to get you started

ActivConnect starter templates include a combination of valuable metrics, reports and dashboards to help you analyze how your organization works and jump start the creation of your own customized reports. All dashboards and underlying reports are organized around key analysis areas and provide data insights to critical questions about your workforce.

BI Tool	Analysis Area	Workforce Insights
	Technology Usage	<ul style="list-style-type: none">• Is my team allocating the right % of time in each activity?• Are team members working on activities aligned with their role?• Is technology being leveraged to execute the activities required to achieve our goals?
	Work Efficiency	<ul style="list-style-type: none">• What is the breakdown of productive vs. non-business activities?• What are the durations of time my team is able to be productive/focused without interruptions?• What is driving distraction?• Does my team have efficient work habits week over week? Month over month?
	Collaboration & Knowledge Gathering	<ul style="list-style-type: none">• Have we provided the right tools for team members' roles?• Are team members spending too much time searching for information?• How much time do team members spend in meetings?• Is collaboration software being used regularly?
	Workload Balance	<ul style="list-style-type: none">• Are team members overutilized (burnout risk) or underutilized (low engagement)?• Is my team working too many hours per week?• Are they partaking in healthy disconnect habits throughout the day?• Have I been able to decrease burnout risk and better utilize my resources?

“ActivTrak has taught me to analyze productive behaviors to establish a top performing baseline and to devise new plans to streamline and optimize business tools and processes.”

Operations Manager

See for yourself how easy it is to get started.

Take a self-guided tour

“ActivTrak was able to help us manage our remote workforce, implement additional security controls and understand productivity in an easy, seamless way.”

C-Level Executive